


3671 m.

LIQUI MOLY MOTORRAD GRAND PRIX DEUTSCHLAND

Practice Nr. 3

Classification

10

	Rider	Nation	Team	Motorcycle	Time	Lap Total	Gap	Top Speed
1	21 Alonso LOPEZ	SPA	MB Conveyors SpeedUp	BOSCOSCURO	1'34.449	15 15		245.4
2	54 Fermín ALDEGUER	SPA	MB Conveyors SpeedUp	BOSCOSCURO	1'34.635	15 17	0.186 0.186	246.5
3	84 Zonta VD GOORBERGH	NED	Fieten Olie Racing GP	KALEX	1'35.132	13 14	0.683 0.497	244.8
4	37 Pedro ACOSTA	SPA	Red Bull KTM Ajo	KALEX	1'35.197	16 18	0.748 0.065	248.8
5	96 Jake DIXON	GBR	Polar Cube GASGAS Aspar Team	KALEX	1'35.285	14 16	0.836 0.088	246.5
6	22 Sam LOWES	GBR	Elf Marc VDS Racing Team	KALEX	1'35.297	15 16	0.848 0.012	245.4
7	12 Filip SALAC	CZE	QJMOTOR Gresini Moto2	KALEX	1'35.309	14 16	0.860 0.012	246.0
8	7 Barry BALTUS	BEL	Fieten Olie Racing GP	KALEX	1'35.425	12 18	0.976 0.116	245.4
9	16 Joe ROBERTS	USA	Italtrans Racing Team	KALEX	1'35.551	12 16	1.102 0.126	244.8
10	40 Aron CANET	SPA	Pons Wegow Los40	KALEX	1'35.579	12 16	1.130 0.028	246.0
11	15 Darryn BINDER	RSA	Liqui Moly Husqvarna Intact GP	KALEX	1'35.725	9 16	1.276 0.146	248.8
12	4 Sean Dylan KELLY	USA	OnlyFans American Racing	KALEX	1'35.792	16 18	1.343 0.067	243.7
13	14 Tony ARBOLINO	ITA	Elf Marc VDS Racing Team	KALEX	1'35.945	10 16	1.496 0.153	247.7
14	75 Albert ARENAS	SPA	Red Bull KTM Ajo	KALEX	1'36.375	18 18	1.926 0.430	247.1
15	99 Carlos TATAY	SPA	OnlyFans American Racing	KALEX	1'36.502	16 18	2.053 0.127	246.5
16	79 Ai OGURA	JPN	IDEMITSU Honda Team Asia	KALEX	1'36.784	16 16	2.335 0.282	246.5
17	28 Izan GUEVARA	SPA	Polar Cube GASGAS Aspar Team	KALEX	1'36.904	18 18	2.455 0.120	248.8
18	24 Marcos RAMIREZ	SPA	Forward Team	FORWARD	1'36.929	11 13	2.480 0.025	243.2
19	52 Jeremy ALCOBA	SPA	QJMOTOR Gresini Moto2	KALEX	1'37.003	15 17	2.554 0.074	244.8
20	11 Sergio GARCIA	SPA	Pons Wegow Los40	KALEX	1'37.083	12 15	2.634 0.080	246.5
21	35 Somkiat CHANTRA	THA	IDEMITSU Honda Team Asia	KALEX	1'37.235	13 13	2.786 0.152	247.7
22	13 Celestino VIETTI	ITA	Fantic Racing	KALEX	1'37.253	13 18	2.804 0.018	246.5
23	27 Kasma DANIEL	MAL	Correos Prepago Yamaha VR46 M	KALEX	1'37.297	16 17	2.848 0.044	244.8
24	3 Lukas TULOVIC	GER	Liqui Moly Husqvarna Intact GP	KALEX	1'37.318	12 16	2.869 0.021	246.0
25	23 Taiga HADA	JPN	Pertamina Mandalika SAG Team	KALEX	1'37.424	17 18	2.975 0.106	247.1
26	64 Bo BENDSNEYDER	NED	Pertamina Mandalika SAG Team	KALEX	1'37.949	13 18	3.500 0.525	243.7
27	19 Lorenzo DALLA PORTA	ITA	Forward Team	FORWARD	1'38.060	13 14	3.611 0.111	244.8
28	18 Manuel GONZALEZ	SPA	Correos Prepago Yamaha VR46 M	KALEX	1'38.503	11 15	4.054 0.443	247.1
Not qualified (Out 105%)					1'39.171			
	71 Dennis FOGGIA	ITA	Italtrans Racing Team	KALEX	1'39.691	12 14	5.242 1.188	245.4
Not classified								
	72 Borja GOMEZ	SPA	Fantic Racing	KALEX				

Practice condition: **Wet**

Air: 15°

Humidity: 69%

Ground: 18°

Fastest Lap:	Lap: 15	Alonso LOPEZ	1'34.449	139.9 Km/h
Best Race Lap:	2021	Remy GARDNER	1'23.767	157.7 Km/h
All Time Lap Record:	2021	Raul FERNANDEZ	1'23.397	158.4 Km/h

The results are provisional until the end of the limit for protest and appeals.

Time limit for protest expires 30' after publication of the results - Time:

These data/results cannot be reproduced, stored and/or transmitted in whole or in part by any manner of electronic, mechanical, photocopying, recording, broadcasting or otherwise now known or herein after developed without the previous express consent by the copyright owner, except for reproduction in daily press and regular printed publications on sale to the public within 60 days of the event related to those data/results and always provided that copyright symbol appears together as follows below.

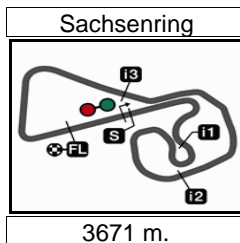
© DORNA, 2023

Official MotoGP Timing by TISSOT
www.motogp.com

Sachsenring, Saturday, June 17, 2023

moto2™





Results and timing service provided by TISSOT

Moto2™

LIQUI MOLY MOTORRAD GRAND PRIX DEUTSCHLAND

Practice Nr. 3

Combined Practice Times

11

Rider	Nation	Team	MOTORCYCLE	P1	P2	P3	Gap				
1 37 P.ACOSTA	SPA	Red Bull KTM Ajo	KALEX	1'23.979	19	1'30.712	19	1'35.197	16		
2 21 A.LOPEZ	SPA	MB Conveyors SpeedUp	BOSCOSCURO	1'24.216	18	1'32.520	12	1'34.449	15	0.237	0.237
3 18 M.GONZALEZ	SPA	Correos Prepago Yamaha VR46 Ma	KALEX	1'24.280	18	1'31.767	15	1'38.503	11	0.301	0.064
4 12 F.SALAC	CZE	QJMOTOR Gresini Moto2	KALEX	1'24.407	18	1'31.330	15	1'35.309	14	0.428	0.127
5 96 J.DIXON	GBR	Polar Cube GASGAS Aspar Team	KALEX	1'24.464	9	1'31.062	15	1'35.285	14	0.485	0.057
6 54 F.ALDEGUER	SPA	MB Conveyors SpeedUp	BOSCOSCURO	1'24.484	16	1'27.107	17	1'34.635	15	0.505	0.020
7 16 J.ROBERTS	USA	Italtrans Racing Team	KALEX	1'24.509	19	1'28.800	17	1'35.551	12	0.530	0.025
8 14 T.ARBOLINO	ITA	Elf Marc VDS Racing Team	KALEX	1'24.707	6	1'26.859	21	1'35.945	10	0.728	0.198
9 22 S.LOWES	GBR	Elf Marc VDS Racing Team	KALEX	1'24.758	8	1'28.430	11	1'35.297	15	0.779	0.051
10 64 B.BENDSNEYDE	NED	Pertamina Mandalika SAG Team	KALEX	1'24.789	23	1'35.299	17	1'37.949	13	0.810	0.031
11 75 A.ARENAS	SPA	Red Bull KTM Ajo	KALEX	1'24.850	12	1'30.201	19	1'36.375	18	0.871	0.061
12 52 J.ALCOBA	SPA	QJMOTOR Gresini Moto2	KALEX	1'24.970	22	1'35.340	11	1'37.003	15	0.991	0.120
13 4 S.KELLY	USA	OnlyFans American Racing	KALEX	1'24.987	22	1'33.982	15	1'35.792	16	1.008	0.017
14 13 C.VIETTI	ITA	Fantic Racing	KALEX	1'25.077	19	1'29.074	22	1'37.253	13	1.098	0.090
15 15 D.BINDER	RSA	Liqui Moly Husqvarna Intact GP	KALEX	1'25.091	20	1'30.078	16	1'35.725	9	1.112	0.014
16 35 S.CHANTRA	THA	IDEMITSU Honda Team Asia	KALEX	1'25.102	24	1'27.152	15	1'37.235	13	1.123	0.011
17 11 S.GARCIA	SPA	Pons Wegow Los40	KALEX	1'25.120	17	1'31.338	18	1'37.083	12	1.141	0.018
18 40 A.CANET	SPA	Pons Wegow Los40	KALEX	1'25.162	8	1'31.915	5	1'35.579	12	1.183	0.042
19 24 M.RAMIREZ	SPA	Forward Team	FORWARD	1'25.187	17	1'27.420	12	1'36.929	11	1.208	0.025
20 7 B.BALTUS	BEL	Fieten Olie Racing GP	KALEX	1'25.214	15	1'27.466	21	1'35.425	12	1.235	0.027
21 79 A.OGURA	JPN	IDEMITSU Honda Team Asia	KALEX	1'25.234	19	1'34.812	12	1'36.784	16	1.255	0.020
22 72 B.GOMEZ	SPA	Fantic Racing	KALEX	1'25.323	22	1'34.709	15			1.344	0.089
23 3 L.TULOVIC	GER	Liqui Moly Husqvarna Intact GP	KALEX	1'25.480	23	1'28.865	17	1'37.318	12	1.501	0.157
24 84 Z.VD GOORBERG	NED	Fieten Olie Racing GP	KALEX	1'25.529	19	1'29.798	20	1'35.132	13	1.550	0.049
25 71 D.FOGGIA	ITA	Italtrans Racing Team	KALEX	1'25.721	22	1'33.137	22	1'39.691	12	1.742	0.192
26 28 I.GUEVARA	SPA	Polar Cube GASGAS Aspar Team	KALEX	1'25.734	9	1'35.489	14	1'36.904	18	1.755	0.013
27 99 C.TATAY	SPA	OnlyFans American Racing	KALEX	1'25.755	12	1'35.820	15	1'36.502	16	1.776	0.021
28 19 L.DALLA PORTA	ITA	Forward Team	FORWARD	1'26.278	18	1'29.442	15	1'38.060	13	2.299	0.523
29 27 K.DANIEL	MAL	Correos Prepago Yamaha VR46 Ma	KALEX	1'27.044	15	1'35.522	16	1'37.297	16	3.065	0.766
23 T.HADA	JPN	Pertamina Mandalika SAG Team	KALEX	1'28.300	15	1'34.574	19	1'37.424	17	4.321	1.256

Pole Position Record:	2021	Raul FERNANDEZ	1'23.397	158.4 Km/h
Best Race Lap:	2021	Remy GARDNER	1'23.767	157.7 Km/h
All Time Lap Record:	2021	Raul FERNANDEZ	1'23.397	158.4 Km/h

The results are provisional until the end of the limit for protest and appeals.

Time limit for protest expires 60' after publication of the results - Time:

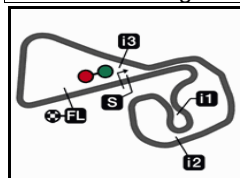
These data/results cannot be reproduced, stored and/or transmitted in whole or in part by any manner of electronic, mechanical, photocopying, recording, broadcasting or otherwise now known or herein after developed without the previous express consent by the copyright owner, except for reproduction in daily press and regular printed publications on sale to the public within 60 days of the event related to those data/results and always provided that copyright symbol appears together as follows below.

© DORNA, 2023

Official MotoGP Timing by TISSOT
www.motogp.com

Sachsenring, Saturday, June 17, 2023





3671 m.

LIQUI MOLY MOTORRAD GRAND PRIX DEUTSCHLAND

Practice Nr. 3

Top Speed & Average

12



Rider	Nation	Motorcycle	Top 5 speeds					Average	Top
15 Darryn BINDER	RSA	KALEX	248.8	248.8	248.2	247.1	246.5	247.5	248.8
28 Izan GUEVARA	SPA	KALEX	248.8	248.2	248.2	247.7	247.7	248.1	248.8
37 Pedro ACOSTA	SPA	KALEX	248.8	248.2	247.7	247.7	247.7	248.0	248.8
14 Tony ARBOLINO	ITA	KALEX	247.7	247.1	246.5	246.5	246.0	246.8	247.7
35 Somkiat CHANTRA	THA	KALEX	247.7	246.5	246.0	246.0	244.8	245.8	247.7
18 Manuel GONZALEZ	SPA	KALEX	247.1	246.5	246.0	244.8	244.3	245.7	247.1
23 Taiga HADA	JPN	KALEX	247.1	246.5	246.0	246.0	245.4	246.0	247.1
75 Albert ARENAS	SPA	KALEX	247.1	246.5	246.0	245.4	245.4	245.7	247.1
11 Sergio GARCIA	SPA	KALEX	246.5	246.0	245.4	244.8	244.8	245.4	246.5
13 Celestino VIETTI	ITA	KALEX	246.5	246.5	246.0	246.0	245.4	246.1	246.5
54 Fermín ALDEGUER	SPA	BOSCOSCURO	246.5	246.5	246.5	246.5	246.5	246.5	246.5
79 Ai OGURA	JPN	KALEX	246.5	245.4	245.4	244.8	244.3	245.0	246.5
96 Jake DIXON	GBR	KALEX	246.5	245.4	244.8	244.8	244.8	245.2	246.5
99 Carlos TATAY	SPA	KALEX	246.5	244.8	244.3	244.3	243.7	244.7	246.5
3 Lukas TULOVIC	GER	KALEX	246.0	245.4	245.4	245.4	245.4	245.5	246.0
12 Filip SALAC	CZE	KALEX	246.0	246.0	244.8	244.8	244.3	245.2	246.0
40 Aron CANET	SPA	KALEX	246.0	245.4	245.4	244.8	244.8	245.3	246.0
7 Barry BALTUS	BEL	KALEX	245.4	243.2	242.6	242.6	242.6	243.3	245.4
21 Alonso LOPEZ	SPA	BOSCOSCURO	245.4	243.7	241.0	240.5	240.5	242.2	245.4
22 Sam LOWES	GBR	KALEX	245.4	244.8	244.8	244.8	244.3	244.7	245.4
71 Dennis FOGGIA	ITA	KALEX	245.4	244.8	244.8	244.8	244.3	244.7	245.4
16 Joe ROBERTS	USA	KALEX	244.8	244.8	244.8	244.3	243.7	244.5	244.8
19 Lorenzo DALLA PORTA	ITA	FORWARD	244.8	244.8	243.7	243.2	243.2	243.8	244.8
27 Kasma DANIEL	MAL	KALEX	244.8	244.3	243.7	242.6	242.6	243.4	244.8
52 Jeremy ALCOBA	SPA	KALEX	244.8	244.3	244.3	244.3	244.3	244.4	244.8
84 Zonta VD GOORBERGH	NED	KALEX	244.8	244.8	244.3	244.3	243.7	244.3	244.8
4 Sean Dylan KELLY	USA	KALEX	243.7	243.7	243.2	243.2	242.6	243.1	243.7
64 Bo BENDSNEYDER	NED	KALEX	243.7	243.2	243.2	243.2	243.2	243.3	243.7
24 Marcos RAMIREZ	SPA	FORWARD	243.2	243.2	242.1	240.5	238.9	241.6	243.2

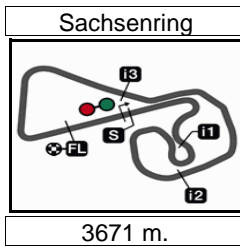
These data/results cannot be reproduced, stored and/or transmitted in whole or in part by any manner of electronic, mechanical, photocopying, recording, broadcasting or otherwise now known or herein after developed without the previous express consent by the copyright owner, except for reproduction in daily press and regular printed publications on sale to the public within 60 days of the event related to those data/results and always provided that copyright symbol appears together as follows below.

© DORNA, 2023

Official MotoGP Timing by TISSOT
www.motogp.com



Sachsenring, Saturday, June 17, 2023



Results and timing service provided by TISSOT

Moto2™

LIQUI MOLY MOTORRAD GRAND PRIX DEUTSCHLAND

Practice Nr. 3

Chronological Analysis of Performances

13

* Lap / Sector time cancelled T1 Time from finish line to 1st intermediate T3 Time from 2nd intermed. to 3rd intermed.
P Crossing the finish line in pit lane T2 Time from 1st intermed. to 2nd intermed. T4 Time from 3rd intermediate to finish line

Lap	Lap Time	T1	T2	T3	T4	Speed	Lap	Lap Time	T1	T2	T3	T4	Speed							
1st 21 Alonso LOPEZ MB Conveyors Speed SPA Runs=1 Total laps=15 Full laps=14 Valid laps=12							7	1'37.463	21.466	27.856	23.313	24.828	242.6	8	1'36.870	21.168	27.646	23.169	24.887	244.3
1	8'24.612	23.981	32.813	24.687	26.508		9	1'36.966	21.231	27.742	23.077	24.916	244.8							
2	1'41.479	22.852	29.249	23.387	25.991	236.3	10	1'37.297	21.549	27.820	22.911	25.017	244.8							
3	1'38.991	22.248	28.414	22.831	25.498	237.3	11	1'36.219	21.446	27.408	22.851	24.514	240.0							
4	1'37.498	21.909	27.880	22.787	24.922	240.0	12	1'36.275	21.049	27.270	22.963	24.993	243.7							
5	1'36.565	21.611	27.609	22.590	24.755	240.0	13	1'35.132	21.033	27.210	22.490	24.399	243.7							
6	1'35.586	21.323	27.407	22.143	24.713	240.5	14	1'39.105	21.067	28.253	23.572	26.213	244.3							
7	1'37.465	22.080	28.090	22.528	24.767	240.0														
8	1'35.674	21.430	27.309	22.237	24.698	240.0														
9	1'35.196	21.279	27.273	22.147	24.497	241.0														
10	1'42.436	22.959	31.754	22.497	25.226	240.5														
11	1'35.093	21.261	27.259	22.148	24.425	239.4														
12	1'34.402 *	21.22*	27.048	21.962	24.170	238.9														
13	1'36.115	21.117	27.451	22.420	25.127	240.0														
14	1'37.785 *	22.77*	28.244	22.303	24.461	243.7														
15	1'34.449	20.948	27.197	22.006	24.298	245.4														
							4th 37 Pedro ACOSTA Red Bull KTM Ajo SPA Runs=1 Total laps=18 Full laps=17 Valid laps=15													
1	3'27.407	23.452	31.673	24.395	26.613		2	1'41.795	23.282	29.063	23.666	25.784	244.8							
2	1'41.795	23.282	29.063	23.666	25.784	244.8	3	1'39.555	22.273	28.070	23.415	25.797	236.8							
3	1'39.555	22.273	28.070	23.415	25.797	236.8	4	1'37.846	21.638	28.080	23.064	25.064	245.4							
4	1'37.846	21.638	28.080	23.064	25.064	245.4	5	1'37.453	21.626	28.311	22.775	24.741	246.0							
5	1'37.453	21.626	28.311	22.775	24.741	246.0	6	1'36.480	21.552	27.608	22.604	24.716	247.7							
6	1'36.480	21.552	27.608	22.604	24.716	247.7	7	1'36.731	21.719	28.084	22.627	24.301	245.4							
7	1'36.731	21.719	28.084	22.627	24.301	245.4	8	1'35.712	21.093	27.648	22.262	24.709	247.1							
8	1'35.712	21.093	27.648	22.262	24.709	247.1	9	1'37.754	21.606	27.613	23.337	25.198	245.4							
9	1'37.754	21.606	27.613	23.337	25.198	245.4	10	1'44.824	25.302	31.351	23.223	24.948	242.1							
10	1'44.824	25.302	31.351	23.223	24.948	242.1	11	1'35.970	21.407	27.563	22.333	24.667	247.1							
11	1'35.970	21.407	27.563	22.333	24.667	247.1	12	1'36.130	21.357	27.813	22.449	24.511	248.8							
12	1'36.130	21.357	27.813	22.449	24.511	248.8	13	1'35.647	21.259	27.449	22.507	24.432	247.7							
13	1'35.647	21.259	27.449	22.507	24.432	247.7	14	1'35.242	21.095	27.489	22.362	24.296	247.7							
14	1'35.242	21.095	27.489	22.362	24.296	247.7	15	1'35.302 *	21.18*	27.514	22.329	24.274	246.5							
15	1'35.302 *	21.18*	27.514	22.329	24.274	246.5	16	1'35.197	21.024	27.453	22.367	24.353	248.2							
16	1'35.197	21.024	27.453	22.367	24.353	248.2	17	1'45.168 *	25.08*	30.963	23.195	25.923	246.0							
17	1'45.168 *	25.08*	30.963	23.195	25.923	246.0	18	1'36.533	21.233	27.624	23.037	24.639	247.7							
18	1'36.533	21.233	27.624	23.037	24.639	247.7														
							5th 96 Jake DIXON Polar Cube GASGAS GBR Runs=1 Total laps=16 Full laps=15 Valid laps=14													
1	5'47.335	28.555	33.191	24.731	25.998		2	1'40.507	22.485	28.644	23.857	25.521	243.2							
2	1'40.507	22.485	28.644	23.857	25.521	243.2	3	1'40.091	22.051	28.448	23.689	25.903	242.6							
3	1'40.091	22.051	28.448	23.689	25.903	242.6	4	1'39.553	21.930	28.563	23.451	25.609	241.0							
4	1'39.553	21.930	28.563	23.451	25.609	241.0	5	1'37.743	21.696	27.943	22.958	25.146	240.5							
5	1'37.743	21.696	27.943	22.958	25.146	240.5	6	1'36.990	21.459	27.846	22.713	24.972	243.2							
6	1'36.990	21.459	27.846	22.713	24.972	243.2	7	1'35.879	21.244	27.419	22.536	24.680	243.2							
7	1'35.879	21.244	27.419	22.536	24.680	243.2	8	1'36.028	21.202	27.288	22.580	24.958	244.8							
8	1'36.028	21.202	27.288	22.580	24.958	244.8	9	1'36.187	21.667	27.486	22.436	24.598	235.8							
9	1'36.187	21.667	27.486	22.436	24.598	235.8	10	1'36.134	21.395	27.296	22.486	24.957	245.4							
10	1'36.134	21.395	27.296	22.486	24.957	245.4	11	1'37.783	21.225	27.639	23.984	24.935	246.5							
11	1'37.783	21.225	27.639	23.984	24.935	246.5	12	1'35.728	21.272	27.508	22.559	24.389	244.3							
12	1'35.728	21.272	27.508	22.559	24.389	244.3	13	1'37.175	21.227	27.341	23.982	24.625	244.8							
13	1'37.175	21.227	27.341	23.982	24.625	244.8	14	1'35.285	21.222	27.380	22.429	24.254	244.3							
14	1'35.285	21.222	27.380	22.429	24.254	244.3														
							3rd 84 Zonta VD GOORBE Fieten Olie Racing GP NED Runs=1 Total laps=14 Full laps=13 Valid laps=13													
1	3'06.110	25.806	33.611	26.073	27.430		2	1'43.106	22.799	29.817	24.269	26.221	235.8							
2	1'43.106	22.799	29.817	24.269	26.221	235.8	3	1'40.224	21.997	28.705	23.764	25.758	241.0							
3	1'40.224	21.997	28.705	23.764	25.758	241.0	4	1'38.965	21.662	28.369	23.530	25.404	242.1							
4	1'38.965	21.662	28.369	23.530	25.404	242.1	5	1'38.448	21.418	28.088	23.596	25.346	242.6							
5	1'38.448	21.418	28.088	23.596	25.346	242.6	6	1'39.195	22.128	28.333	23.484	25.250	242.1							
6	1'39.195	22.128	28.333	23.484	25.250	242.1														

Fastest Lap: Alonso LOPEZ MB Conveyors Speed SPA **1'34.449** 20.948 27.197 22.006 24.298

These data/results cannot be reproduced, stored and/or transmitted in whole or in part by any manner of electronic, mechanical, photocopying, recording, broadcasting or otherwise now known or herein after developed without the previous express consent by the copyright owner, except for reproduction in daily press and regular printed publications on sale to the public within 60 days of the event related to those data/results and always provided that copyright symbol appears together as follows below.
© DORNA, 2023



Practice Nr. 3

Moto2

Lap	Lap Time	T1	T2	T3	T4	Speed	Lap	Lap Time	T1	T2	T3	T4	Speed	
15	1'35.352	21.125	27.395	22.460	24.372	244.8	13	1'36.104	21.203	27.726	22.601	24.574	242.1	
16	1'37.867 *	22.08*	28.273	22.862	24.647	244.8	14	1'36.898	21.273	27.523	23.379	24.723	242.1	
6th	22	Sam LOWES Elf Marc VDS Racing GBR						15	1'36.068	21.335	27.473	22.518	24.742	242.6
		Runs=1	Total laps=16	Full laps=14	Valid laps=14		16	1'35.810	21.260	27.490	22.518	24.542	245.4	
1	3'04.470	26.973	33.892	25.381	26.950		17	1'36.206	21.321	27.484	22.737	24.664	241.0	
2	1'43.546	23.338	30.323	23.931	25.954	236.3	18	1'36.063 *	21.38*	27.712	22.570	24.397	242.6	
3	1'39.348	21.993	29.123	23.065	25.167	243.7	9th	16	Joe ROBERTS Italtrans Racing Team USA					
4	1'38.599	21.862	28.840	22.957	24.940	244.8			Runs=2	Total laps=16	Full laps=13	Valid laps=12		
5	1'38.646	21.857	28.471	23.350	24.968	244.8	1	3'31.718	23.569	30.227	24.412	26.221		
6	1'37.346	21.778	28.223	22.523	24.822	243.7	2	1'39.561	22.118	28.521	23.558	25.364	241.0	
7	1'37.680	21.782	28.227	22.718	24.953	242.1	3	1'38.122	21.609	27.961	23.192	25.360	243.7	
8	1'37.534	21.687	28.229	22.544	25.074	243.2	4	1'37.557	21.706	27.822	22.994	25.035	242.6	
9	1'36.893	21.608	27.908	22.802	24.575	242.6	5	1'37.510	21.635	28.201	22.975	24.699	243.2	
10	1'35.782	21.312	27.732	22.089	24.649	243.7	6	1'36.368	21.388	27.525	22.621	24.834	244.8	
11	1'35.327	21.394	27.680	21.915	24.338	244.3	7	1'37.933	21.648	28.323	22.972	24.990	241.0	
12	1'40.130	22.639	29.303	23.112	25.076	243.2	8	1'36.701	21.463	27.647	22.680	24.911	242.6	
13	1'35.685	21.320	27.652	22.174	24.539	243.7	9	1'36.567	21.569	27.644	22.473	24.881	244.8	
14	1'37.592	22.021	28.019	22.912	24.640	245.4	10	1'36.779	21.266	27.829	22.852	24.832	244.3	
15	1'35.297	21.385	27.608	22.050	24.254	244.3	11	1'36.284	21.312	27.647	22.582	24.743	244.8	
16	1'41.012 P	21.186	27.794	22.221	29.811	244.8	12	1'35.551	21.271	27.284	22.304	24.692	243.2	
7th	12	Filip SALAC QJMOTOR Gresini M CZE						13	1'41.410 P	21.207	27.444	22.629	30.130	243.2
		Runs=1	Total laps=16	Full laps=15	Valid laps=15		14	4'23.211	25.800	28.960	23.497	25.302		
1	2'06.577	24.810	31.237	25.206	27.017		15	1'37.486	21.472	28.038	22.907	25.069	242.6	
2	1'41.823	22.912	29.172	24.056	25.683	234.7	16	1'41.777 *	22.03*	30.381	23.513	25.850	241.0	
3	1'39.600	21.893	28.647	23.684	25.376	238.4	10th	40	Aron CANET Pons Wegow Los40 SPA					
4	1'39.403	21.998	28.517	23.530	25.358	238.9			Runs=2	Total laps=16	Full laps=13	Valid laps=12		
5	1'38.635	21.726	28.482	23.199	25.228	242.1	1	3'23.938	23.586	32.773	26.685	27.981		
6	1'37.897	21.634	28.206	23.020	25.037	243.2	2	1'44.346	23.460	29.787	24.431	26.668	234.2	
7	1'37.283	21.524	28.098	22.941	24.720	243.7	3	1'40.779	22.093	28.635	23.778	26.273	240.5	
8	1'36.836	21.413	27.865	22.900	24.658	243.2	4	1'39.445	22.331	28.098	23.216	25.800	238.4	
9	1'36.566	21.353	27.727	22.764	24.722	243.7	5	1'38.314	22.109	27.897	22.948	25.360	228.3	
10	1'36.120	21.248	27.693	22.744	24.435	243.2	6	1'37.376	21.766	27.689	22.769	25.152	234.7	
11	1'35.924	21.216	27.747	22.697	24.264	244.3	7	1'36.780	21.420	27.657	22.583	25.120	245.4	
12	1'35.415	21.166	27.586	22.423	24.240	243.7	8	1'36.762	21.487	27.610	22.697	24.968	244.8	
13	1'35.731	21.151	27.433	22.773	24.374	244.8	9	1'36.616	21.658	27.504	22.482	24.972	240.5	
14	1'35.309	21.132	27.442	22.425	24.310	244.8	10	1'35.787	21.140	27.253	22.484	24.910	244.8	
15	1'35.626	21.087	27.287	22.380	24.872	246.0	11	1'40.458	21.549	31.451	22.729	24.729	246.0	
16	1'39.567	21.367	27.703	22.723	27.774	243.7	12	1'35.579	21.228	27.157	22.458	24.736	244.3	
unfinished		21.112				246.0	13	1'48.495 P	21.273	27.189	22.892	37.141	245.4	
8th	7	Barry BALTUS Fieten Olie Racing GP BEL						14	4'11.023	25.340	29.804	23.614	25.391	
		Runs=1	Total laps=18	Full laps=17	Valid laps=16		15	1'37.895	21.503	27.719	23.448	25.225	243.2	
1	2'30.452	26.810	32.703	25.596	26.662		16	1'36.884 *	21.62*	27.521	22.728	25.006	244.3	
2	1'42.496	22.820	29.557	24.098	26.021	238.4	11th	15	Darryn BINDER Liqui Moly Husqvarna RSA					
3	1'41.342	22.400	29.266	23.824	25.852	239.4			Runs=2	Total laps=16	Full laps=13	Valid laps=12		
4	1'40.219	22.246	29.011	23.586	25.376	241.0	1	3'29.157	26.828	32.353	25.657	27.170		
5	1'39.180	22.011	28.580	23.198	25.391	241.0	2	1'42.342	23.181	29.554	23.774	25.833	225.4	
6	1'38.394	22.044	28.337	22.929	25.084	240.0	3	1'38.551	21.865	28.355	23.312	25.019	244.3	
7	1'38.161	21.734	28.067	23.122	25.238	242.6	4	1'37.820	21.857	27.997	22.869	25.097	245.4	
8	1'37.943	21.836	27.816	23.406	24.885	240.0	5	1'37.056	21.689	27.924	22.686	24.757	244.8	
9	1'37.388	21.632	27.720	23.020	25.016	243.2	6	1'36.371	21.541	27.730	22.430	24.670	246.5	
10	1'37.382	21.737	27.941	22.880	24.824	242.1	7	1'37.931	21.591	28.273	22.767	25.300	243.2	
11	1'36.178	21.485	27.635	22.500	24.558	241.6	8	1'36.354	21.548	27.596	22.449	24.761	248.2	
12	1'35.425	21.290	27.351	22.361	24.423	241.0	9	1'35.725	21.244	27.613	22.293	24.575	248.8	

Fastest Lap: Alonso LOPEZ MB Conveyors Speed SPA **1'34.449** 20.948 27.197 22.006 24.298

These data/results cannot be reproduced, stored and/or transmitted in whole or in part by any manner of electronic, mechanical, photocopying, recording, broadcasting or otherwise now known or herein after developed without the previous express consent by the copyright owner, except for reproduction in daily press and regular printed publications on sale to the public within 60 days of the event related to those data/results and always provided that copyright symbol appears together as follows below.
© DORNA, 2023

Practice Nr. 3

Moto2

Lap	Lap Time	T1	T2	T3	T4	Speed	Lap	Lap Time	T1	T2	T3	T4	Speed		
10	1'45.205	P	21.633	28.067	22.864	32.641	247.1	7	1'39.136	21.904	28.677	23.186	25.369	245.4	
11	4'57.695		27.077	29.863	23.963	25.934		8	1'38.524	21.849	28.429	23.095	25.151	245.4	
12	1'38.731		21.851	28.347	23.253	25.280	246.5	9	1'38.364	21.530	28.377	22.916	25.541	247.1	
13	1'36.406		21.473	27.748	22.597	24.588	243.7	10	1'38.752	21.929	28.582	23.171	25.070	243.7	
14	1'36.821		21.300	28.018	22.666	24.837	248.8	11	1'37.893	21.241	28.214	23.155	25.283	245.4	
15	1'38.648	*	22.46*	28.350	23.024	24.809	244.3	12	1'39.358	21.926	28.276	23.386	25.770	237.8	
16	1'36.967		21.553	27.819	22.652	24.943	246.5	13	1'37.000	21.489	28.209	22.517	24.785	245.4	
12th 4 Sean Dylan KELLY OnlyFans American R USA Runs=1 Total laps=18 Full laps=17 Valid laps=16							14 1'38.637 21.721 29.256 22.888 24.772 246.0								
1	2'11.364		25.118	32.784	26.096	28.260		15	1'37.500	*	21.57*	28.111	22.889	24.924	245.4
2	1'45.238		23.052	30.427	25.133	26.626	237.8	16	1'36.949	21.354	27.977	22.729	24.889	246.5	
3	1'41.557		22.195	29.497	24.151	25.714	240.0	17	1'37.760	*	21.91*	28.073	22.789	24.988	245.4
4	1'40.502		21.903	29.084	24.022	25.493	241.0	18	1'36.375	21.511	27.770	22.367	24.727	245.4	
5	1'39.703		21.766	28.662	23.653	25.622	240.5	15th 99 Carlos TATAY OnlyFans American R SPA Runs=1 Total laps=18 Full laps=17 Valid laps=16							
6	1'39.753		21.636	28.801	23.747	25.569	241.0	1	2'16.718	25.537	34.190	26.769	27.704		
7	1'38.515		21.605	28.370	23.374	25.166	241.0	2	1'45.732	23.463	30.543	24.822	26.904	235.8	
8	1'38.327		21.465	28.379	23.305	25.178	241.6	3	1'43.556	23.162	29.856	24.562	25.976	236.8	
9	1'38.659		21.347	28.230	23.625	25.457	242.1	4	1'40.792	22.417	29.134	23.791	25.450	242.1	
10	1'37.923		21.386	28.233	23.221	25.083	241.6	5	1'40.494	22.127	28.752	23.839	25.776	242.6	
11	1'37.445		21.273	27.948	23.184	25.040	242.6	6	1'40.486	22.171	28.888	23.771	25.656	242.1	
12	1'37.192		21.321	28.049	22.986	24.836	242.1	7	1'39.307	22.112	28.487	23.479	25.229	240.5	
13	1'36.810		21.209	27.853	22.943	24.805	243.7	8	1'39.570	22.148	28.735	23.479	25.208	238.9	
14	1'38.705		22.739	28.026	22.928	25.012	243.2	9	1'38.675	21.869	28.376	23.266	25.164	242.1	
15	1'36.470		21.193	27.850	22.692	24.735	242.6	10	1'37.981	21.762	27.936	23.014	25.269	243.7	
16	1'35.792		21.086	27.519	22.636	24.551	243.2	11	1'38.269	21.805	28.102	23.214	25.148	244.3	
17	1'47.768		21.101	32.406	28.052	26.209	243.7	12	1'38.466	22.296	28.260	23.015	24.895	242.1	
18	1'41.596	*	22.66*	30.322	23.383	25.222	242.6	13	1'37.198	21.617	27.991	22.881	24.709	244.3	
13th 14 Tony ARBOLINO Elf Marc VDS Racing ITA Runs=2 Total laps=16 Full laps=13 Valid laps=12							14 1'36.795 21.573 27.711 22.680 24.831 244.8								
1	2'31.072		23.078	32.767	24.978	26.593		15	1'36.908	21.630	27.780	22.845	24.653	242.6	
2	1'47.250	P	23.777	29.880	23.550	30.043	241.0	16	1'36.502	21.547	27.818	22.638	24.499	243.2	
3	4'50.504		24.816	33.090	25.095	27.322		17	1'36.562	21.438	27.758	22.612	24.754	246.5	
4	1'41.695		23.263	29.596	23.083	25.753	234.7	18	1'37.162	*	21.82*	27.940	22.830	24.571	241.6
5	1'38.694		22.257	28.523	22.827	25.087	242.1	16th 79 Ai OGURA IDEMITSU Honda Tea JPN Runs=2 Total laps=16 Full laps=13 Valid laps=12							
6	1'38.068		21.644	27.981	23.169	25.274	243.2	1	2'28.138	26.498	34.092	25.500	27.003		
7	1'37.472		21.692	28.004	22.647	25.129	243.7	2	1'44.727	23.489	30.491	24.168	26.579	235.2	
8	1'36.420		21.581	27.651	22.495	24.693	243.2	3	1'49.649	P	23.750	30.185	24.082	31.632	218.6
9	1'36.183		21.356	27.705	22.437	24.685	245.4	4	5'49.824	29.149	39.800	25.031	27.003		
10	1'35.945		21.255	27.527	22.360	24.803	246.0	5	1'42.710	23.243	29.877	23.656	25.934	236.3	
11	1'38.559		21.329	29.173	23.013	25.044	245.4	6	1'40.188	22.366	29.181	23.156	25.485	241.0	
12	1'36.036		21.235	27.414	22.613	24.774	247.7	7	1'39.358	22.044	28.960	23.041	25.313	243.2	
13	1'36.651		21.445	27.473	22.467	25.266	246.5	8	1'38.166	21.802	28.489	22.737	25.138	245.4	
14	1'36.074		21.370	27.699	22.404	24.601	246.5	9	1'38.076	21.902	28.368	22.685	25.121	244.3	
15	1'36.442		21.142	28.259	22.326	24.715	247.1	10	1'37.718	21.779	28.290	22.593	25.056	243.7	
16	1'38.843	*	21.52*	28.098	23.514	25.708	243.7	11	1'37.076	21.701	28.137	22.359	24.879	244.3	
14th 75 Albert ARENAS Red Bull KTM Ajo SPA Runs=1 Total laps=18 Full laps=17 Valid laps=15							12 1'36.863 21.505 27.997 22.513 24.848 245.4								
1	2'58.263		25.817	31.066	25.416	26.977		13	1'37.698	21.631	28.258	22.941	24.868	244.8	
2	1'53.355		32.657	30.452	24.364	25.882	238.4	14	1'38.662	21.857	29.253	22.720	24.832	246.5	
3	1'41.081		22.155	29.016	24.211	25.699	242.6	15	1'39.257	*	22.82*	28.811	22.597	25.020	240.0
4	1'42.503		22.165	29.511	24.815	26.012	244.3	16	1'36.784	21.701	28.066	22.344	24.673	244.3	
5	1'40.212		22.038	28.861	23.604	25.709	245.4	17th 28 Izan GUEVARA Polar Cube GASGAS SPA Runs=1 Total laps=18 Full laps=17 Valid laps=16							
6	1'39.766		21.810	29.069	23.469	25.418	242.6	1	3'16.836	23.468	32.972	25.699	26.803		

Fastest Lap: Alonso LOPEZ MB Conveyors Speed SPA 1'34.449 20.948 27.197 22.006 24.298

These data/results cannot be reproduced, stored and/or transmitted in whole or in part by any manner of electronic, mechanical, photocopying, recording, broadcasting or otherwise now known or herein after developed without the previous express consent by the copyright owner, except for reproduction in daily press and regular printed publications on sale to the public within 60 days of the event related to those data/results and always provided that copyright symbol appears together as follows below.
© DORNA, 2023

Practice Nr. 3

Moto2

Lap	Lap Time	T1	T2	T3	T4	Speed	Lap	Lap Time	T1	T2	T3	T4	Speed
2	1'43.278	22.822	30.339	24.300	25.817	243.7	1	2'37.317	24.020	33.771	26.476	27.630	
3	1'40.979	22.267	29.475	23.936	25.301	245.4	2	1'44.304	23.140	30.361	24.492	26.311	240.0
4	1'40.777	22.025	29.867	23.518	25.367	245.4	3	1'46.791 P	22.576	29.956	24.250	30.009	242.6
5	1'39.464	21.966	29.025	23.304	25.169	244.8	4	6'38.841	23.169	33.387	24.618	26.074	
6	1'39.035	21.869	29.035	23.143	24.988	245.4	5	1'40.917	22.119	29.217	23.931	25.650	243.2
7	1'38.988	21.707	28.980	23.244	25.057	245.4	6	1'39.110	21.904	28.693	23.413	25.100	242.6
8	1'38.227	22.017	28.437	22.926	24.847	247.7	7	1'39.118	21.796	28.840	23.406	25.076	243.7
9	1'38.074	21.706	28.501	22.931	24.936	246.5	8	1'38.193	21.624	28.423	23.131	25.015	244.3
10	1'39.730	21.820	28.608	22.980	26.322	247.1	9	1'37.973	21.600	28.388	23.180	24.805	246.5
11	1'37.740	21.911	28.563	22.567	24.699	246.0	10	1'38.176	21.654	28.473	23.168	24.881	244.8
12	1'36.963	21.562	28.271	22.621	24.509	247.7	11	1'38.201	21.631	28.367	23.126	25.077	244.8
13	1'37.149	21.571	28.289	22.628	24.661	248.2	12	1'37.083	21.591	28.141	22.800	24.551	245.4
14	1'38.788	21.627	28.174	22.783	26.204	248.2	13	1'37.341	21.467	28.291	22.906	24.677	246.0
15	1'36.934	21.675	28.075	22.631	24.553	246.5	14	1'42.061 *	23.66 *	29.737	23.788	24.869	244.8
16	1'46.024	28.576	28.991	23.652	24.805	248.8	15	1'37.635	21.652	28.238	23.011	24.734	244.3
17	1'36.863 *	21.49 *	28.159	22.674	24.538	245.4							
18	1'36.904	21.468	28.137	22.695	24.604	246.5							

21st 35 Somkiat CHANTRA IDEMITSU Honda Tea THA
Runs=2 Total laps=13 Full laps=10 Valid laps=9

18th 24 Marcos RAMIREZ Forward Team SPA
Runs=2 Total laps=13 Full laps=9 Valid laps=9

1	6'17.872	30.713	33.922	26.071	28.921	
2	1'45.578	24.107	30.190	24.333	26.948	225.9
3	1'42.707	22.879	29.299	24.110	26.419	236.8
4	1'41.298	22.631	29.135	23.561	25.971	233.7
5	1'39.680	22.218	28.629	23.258	25.575	240.5
6	1'59.481 P	25.108	35.145	28.230	30.998	238.9
7	5'21.008	24.317	29.824	24.202	31.272	
8	1'41.065	22.788	28.880	23.500	25.897	234.7
9	1'39.931	22.262	28.446	23.629	25.594	242.1
10	1'37.793	21.834	28.002	22.860	25.097	243.2
11	1'36.929	21.766	27.675	22.620	24.868	243.2
12	1'45.573	26.572	29.384	23.621	25.996	227.3
13	2'01.690 P	26.17 *	31.827	26.471	37.215	227.3

1	6'45.204	28.983	33.742	26.519	27.751	
2	1'53.026 P	23.961	33.493	25.438	30.134	223.1
3	5'33.135	23.555	32.831	25.398	27.341	
4	1'46.457	23.483	31.365	24.984	26.625	238.4
5	1'44.016	22.506	30.179	24.754	26.577	243.7
6	1'42.618	22.282	29.730	24.234	26.372	242.6
7	1'43.074	22.629	29.945	24.422	26.078	244.8
8	1'40.193	21.959	28.860	23.665	25.709	246.0
9	1'39.600	21.763	28.928	23.467	25.442	244.8
10	1'39.228	21.736	28.837	23.291	25.364	244.8
11	1'38.281	21.717	28.532	22.938	25.094	246.5
12	1'38.751 *	22.00 *	28.500	23.060	25.185	246.0
13	1'37.235	21.370	28.267	22.835	24.763	247.7

22nd 13 Celestino VIETTI Fantic Racing ITA
Runs=1 Total laps=18 Full laps=17 Valid laps=15

19th 52 Jeremy ALCOBA QJMOTOR Gresini M SPA
Runs=1 Total laps=17 Full laps=16 Valid laps=15

1	4'01.980	26.342	33.031	25.844	27.716	
2	1'44.608	23.338	29.938	24.627	26.705	233.7
3	1'41.930	22.691	29.097	24.182	25.960	236.8
4	1'40.294	22.349	28.617	23.471	25.857	234.7
5	1'40.130	22.293	28.319	23.831	25.687	239.4
6	1'39.036	21.982	28.270	23.205	25.579	242.6
7	1'39.548	21.945	28.651	23.400	25.552	244.3
8	1'38.289	21.920	27.974	22.980	25.415	242.6
9	1'37.811	21.864	27.907	23.010	25.030	241.6
10	1'37.707	21.739	28.004	22.987	24.977	243.2
11	1'37.518	21.581	27.838	23.134	24.965	244.8
12	1'37.132	21.519	27.751	22.926	24.936	244.3
13	1'37.067	21.520	27.778	22.729	25.040	243.7
14	1'37.258	21.545	27.845	22.795	25.073	244.3
15	1'37.003	21.477	27.868	22.687	24.971	244.3
16	1'40.704	22.166	29.681	23.424	25.433	243.7
17	1'38.576 *	21.93 *	28.214	22.864	25.559	241.6

1	3'09.315	27.467	31.499	26.040	27.045	
2	1'42.579	22.548	29.647	24.415	25.969	242.1
3	1'41.073	22.341	28.770	24.231	25.731	240.5
4	1'41.573	22.222	29.271	24.509	25.571	242.6
5	1'40.017	21.971	28.809	23.844	25.393	243.2
6	1'39.380	21.800	28.611	23.775	25.194	244.3
7	1'39.389	21.937	28.701	23.671	25.080	244.3
8	1'38.335	21.640	28.446	23.336	24.913	244.3
9	1'38.719	21.727	28.529	23.548	24.915	243.7
10	1'38.124	21.652	28.403	23.157	24.912	244.3
11	1'42.451	23.376	30.675	23.175	25.225	242.6
12	1'38.794	21.759	28.380	22.981	25.674	246.5
13	1'37.253	21.427	28.143	23.049	24.634	245.4
14	1'37.436	21.592	27.983	23.071	24.790	246.0
15	1'38.159 *	21.80 *	28.112	23.176	25.064	243.2
16	1'39.485	21.620	28.544	23.672	25.649	246.5
17	1'38.850 *	21.90 *	28.337	23.508	25.103	246.0
18	1'37.656	21.653	28.125	23.183	24.695	242.6

20th 11 Sergio GARCIA Pons Wegow Los40 SPA
Runs=2 Total laps=15 Full laps=12 Valid laps=11

23rd 27 Kasma DANIEL Correos Prepagó Yam MAL
Runs=1 Total laps=17 Full laps=16 Valid laps=15

1	3'10.664	28.852	32.789	25.700	26.999	
---	----------	--------	--------	--------	--------	--

Fastest Lap: Alonso LOPEZ MB Conveyors Speed SPA **1'34.449** 20.948 27.197 22.006 24.298

These data/results cannot be reproduced, stored and/or transmitted in whole or in part by any manner of electronic, mechanical, photocopying, recording, broadcasting or otherwise now known or herein after developed without the previous express consent by the copyright owner, except for reproduction in daily press and regular printed publications on sale to the public within 60 days of the event related to those data/results and always provided that copyright symbol appears together as follows below.
© DORNA, 2023

Practice Nr. 3

Moto2

Lap	Lap Time	T1	T2	T3	T4	Speed	Lap	Lap Time	T1	T2	T3	T4	Speed	
							26th	64	Bo BENDSNEYDER Pertamina Mandalika NED					
									Runs=1	Total laps=18	Full laps=17		Valid laps=15	
2	2'03.673	40.313	31.096	24.597	27.667	239.4	1	2'44.955	24.150	31.987	26.053	27.705		
3	1'44.010	23.182	30.066	24.291	26.471	238.9	2	1'44.771	23.130	29.812	24.875	26.954	237.3	
4	1'42.643	22.451	29.927	24.377	25.888	242.6	3	1'42.989	22.540	29.270	24.477	26.702	239.4	
5	1'42.099	22.405	29.630	24.156	25.908	242.1	4	1'42.193	22.228	29.171	24.299	26.495	240.0	
6	1'40.656	22.124	29.476	23.530	25.526	241.0	5	1'41.447	21.986	29.076	24.084	26.301	241.0	
7	1'39.682	21.974	28.700	23.336	25.672	244.3	6	1'40.243	21.870	28.712	23.695	25.966	241.0	
8	1'45.918	26.466	30.182	24.029	25.241	240.0	7	1'39.994	21.830	28.664	23.622	25.878	241.0	
9	1'39.299	21.850	28.905	23.245	25.299	241.0	8	1'39.528	21.823	28.386	23.576	25.743	242.1	
10	1'38.449	21.821	28.500	23.074	25.054	242.1	9	1'39.267	21.740	28.190	23.691	25.646	241.6	
11	1'38.378	21.666	28.306	23.258	25.148	241.6	10	1'38.805	21.634	28.240	23.374	25.557	243.2	
12	1'40.818	22.740	29.025	23.887	25.166	241.6	11	1'42.189	24.076	29.302	23.447	25.364	243.2	
13	1'39.396	21.783	28.643	23.837	25.133	242.6	12	1'38.230	21.592	27.864	23.378	25.396	243.7	
14	1'37.828	21.728	28.358	22.794	24.948	241.6	13	1'37.949	21.466	27.813	23.321	25.349	243.2	
15	1'38.015	21.734	28.305	23.083	24.893	243.7	14	1'40.191	21.425	29.656	23.696	25.414	242.6	
16	1'37.297	21.379	28.093	22.920	24.905	244.8	15	1'41.444 *	21.85 *	28.825	23.321	27.445	243.2	
17	1'37.929 *	21.71 *	28.338	22.826	25.054	242.6	16	1'40.376	23.339	28.245	23.374	25.418	183.0	
							17	1'38.638 *	21.91 *	28.189	23.291	25.242	241.0	
							18	1'38.393	21.413	27.965	23.619	25.396	243.2	
							24th	3	Lukas TULOVIC Liqui Moly Husqvarna GER					
									Runs=1	Total laps=16	Full laps=15		Valid laps=15	
1	2'34.227	23.296	32.592	25.351	27.749		1	3'28.334	27.422	33.255	26.697	28.506		
2	1'45.374	23.781	30.370	24.509	26.714	237.8	2	1'46.109	23.829	30.242	24.923	27.115	221.3	
3	1'42.972	23.028	29.533	24.074	26.337	239.4	3	1'44.327	22.752	29.860	24.517	27.198	238.9	
4	1'41.359	22.624	29.050	23.648	26.037	243.2	4	1'43.155	23.196	29.609	24.083	26.267	216.4	
5	1'40.714	22.439	28.915	23.358	26.002	243.2	5	1'42.283	22.707	29.467	23.794	26.315	239.4	
6	1'40.520	22.400	28.685	23.514	25.921	241.0	6	1'41.462	22.414	29.419	23.869	25.760	240.5	
7	1'39.408	22.159	28.632	23.199	25.418	243.2	7	1'41.245	22.386	29.222	23.714	25.923	243.2	
8	1'38.441	21.995	28.273	22.927	25.246	244.3	8	1'53.006 P	22.752	33.323	25.188	31.743	239.4	
9	1'38.201	22.038	28.044	22.963	25.156	243.2	9	6'20.765	27.538	31.087	24.327	26.237		
10	1'38.363	21.855	28.014	23.307	25.187	244.8	10	1'41.430	22.386	29.537	23.768	25.739	243.2	
11	1'37.396	21.779	27.915	22.705	24.997	244.3	11	1'39.281	21.895	28.716	23.292	25.378	244.8	
12	1'37.318	21.755	27.785	22.628	25.150	245.4	12	1'38.495	21.874	28.537	23.028	25.056	244.8	
13	1'38.669	21.841	28.505	23.203	25.120	245.4	13	1'38.060	21.638	28.411	23.012	24.999	243.7	
14	1'37.613	21.705	27.898	22.755	25.255	245.4	14	1'38.137 *	22.04 *	28.381	22.783	24.931	243.2	
15	1'37.994	21.754	27.904	23.104	25.232	245.4								
16	1'43.640	22.089	33.215	23.226	25.110	246.0								
							27th	19	Lorenzo DALLA PO Forward Team ITA					
									Runs=2	Total laps=14	Full laps=11		Valid laps=10	
							1	3'28.334	27.422	33.255	26.697	28.506		
							2	1'46.109	23.829	30.242	24.923	27.115	221.3	
							3	1'44.327	22.752	29.860	24.517	27.198	238.9	
							4	1'43.155	23.196	29.609	24.083	26.267	216.4	
							5	1'42.283	22.707	29.467	23.794	26.315	239.4	
							6	1'41.462	22.414	29.419	23.869	25.760	240.5	
							7	1'41.245	22.386	29.222	23.714	25.923	243.2	
							8	1'53.006 P	22.752	33.323	25.188	31.743	239.4	
							9	6'20.765	27.538	31.087	24.327	26.237		
							10	1'41.430	22.386	29.537	23.768	25.739	243.2	
							11	1'39.281	21.895	28.716	23.292	25.378	244.8	
							12	1'38.495	21.874	28.537	23.028	25.056	244.8	
							13	1'38.060	21.638	28.411	23.012	24.999	243.7	
							14	1'38.137 *	22.04 *	28.381	22.783	24.931	243.2	
							25th	23	Taiga HADA Pertamina Mandalika JPN					
									Runs=1	Total laps=18	Full laps=17		Valid laps=16	
1	2'13.737	22.802	32.133	25.639	27.125		1	2'38.951	23.243	32.191	26.805	28.244		
2	1'45.486	23.155	31.154	24.668	26.509	241.6	2	1'45.740	22.967	30.486	25.546	26.741	240.5	
3	1'42.996	22.602	30.037	24.361	25.996	243.2	3	1'44.209	22.523	30.218	24.883	26.585	241.6	
4	1'41.928	22.539	29.616	23.971	25.802	245.4	4	1'43.392	22.208	29.944	25.032	26.208	241.6	
5	1'42.479	22.522	29.796	24.109	26.052	244.3	5	1'42.485	22.128	29.589	24.359	26.409	242.1	
6	1'42.956	22.357	30.027	24.399	26.173	245.4	6	1'41.415	22.120	29.357	23.980	25.958	239.4	
7	1'41.438	22.409	29.247	23.990	25.792	244.3	7	1'41.312	22.733	29.072	23.821	25.686	241.6	
8	1'40.519	22.325	28.948	23.603	25.643	242.6	8	1'39.965	22.056	28.793	23.623	25.493	241.0	
9	1'40.034	22.210	28.922	23.447	25.455	244.3	9	1'39.593	21.895	28.765	23.527	25.406	244.3	
10	1'39.636	21.926	28.845	23.583	25.282	246.0	10	1'39.096	21.804	28.754	23.201	25.337	243.7	
11	1'39.887	21.987	29.073	23.481	25.346	246.5	11	1'38.503	21.768	28.493	23.091	25.151	247.1	
12	1'39.793	22.201	28.946	23.339	25.307	244.8	12	1'44.059 P	23.966	28.608	23.401	28.084	244.8	
13	1'39.265	22.080	28.858	23.221	25.106	244.8	13	5'22.522	22.050	29.002	23.507	25.709		
14	1'39.151	21.996	28.802	23.172	25.181	244.8	14	1'41.790	21.987	28.920	23.239	27.644	246.5	
15	1'38.984	21.901	28.736	23.259	25.088	245.4	15	1'39.807 *	22.04 *	28.550	23.349	25.863	246.0	
16	1'38.434	21.971	28.473	23.018	24.972	246.0								
17	1'37.424	21.578	28.133	22.860	24.853	247.1								
18	1'40.435 *	21.89 *	29.403	23.470	25.663	244.8								
Fastest Lap: Alonso LOPEZ							MB Conveyors Speed	SPA	1'34.449	20.948	27.197	22.006	24.298	

These data/results cannot be reproduced, stored and/or transmitted in whole or in part by any manner of electronic, mechanical, photocopying, recording, broadcasting or otherwise now known or herein after developed without the previous express consent by the copyright owner, except for reproduction in daily press and regular printed publications on sale to the public within 60 days of the event related to those data/results and always provided that copyright symbol appears together as follows below.
© DORNA, 2023



Practice Nr. 3

Moto2

Lap	Lap Time	T1	T2	T3	T4	Speed	Lap	Lap Time	T1	T2	T3	T4	Speed
29th	71	Dennis FOGGIA						Italtrans Racing Team ITA					
		Runs=2		Total laps=14		Full laps=11		Valid laps=10					
1	3'32.880	23.284	30.267	24.350	26.871								
2	1'42.417	22.498	29.386	24.445	26.088	241.0							
3	1'42.872	22.485	29.600	24.450	26.337	242.6							
4	1'42.551	22.163	29.610	24.577	26.201	243.7							
5	1'44.931	24.492	30.656	24.076	25.707	242.6							
6	1'40.903	22.120	29.212	23.933	25.638	245.4							
7	1'43.275 P	22.093	29.289	23.749	28.144	244.3							
8	6'07.852	25.937	30.348	24.019	25.641								
9	1'41.672	22.398	29.586	24.244	25.444	240.0							
10	1'40.326	22.292	28.970	23.693	25.371	244.3							
11	1'40.466	21.983	29.136	23.989	25.358	244.3							
12	1'39.691	21.984	29.091	23.515	25.101	244.8							
13	1'41.689	23.841	29.208	23.484	25.156	244.8							
14	1'39.769 *	22.21*	28.901	23.508	25.150	244.8							

Fastest Lap: Alonso LOPEZ	MB Conveyors Speed	SPA	1'34.449	20.948	27.197	22.006	24.298
----------------------------------	--------------------	-----	-----------------	--------	--------	--------	--------

These data/results cannot be reproduced, stored and/or transmitted in whole or in part by any manner of electronic, mechanical, photocopying, recording, broadcasting or otherwise now known or herein after developed without the previous express consent by the copyright owner, except for reproduction in daily press and regular printed publications on sale to the public within 60 days of the event related to those data/results and always provided that copyright symbol appears together as follows below.

© DORNA, 2023


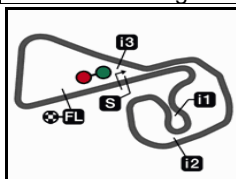
Official MotoGP Timing by TISSOT
www.motogp.com

Sachsenring, Saturday, June 17, 2023

Page 6 of 6




Sachsenring

Results and timing service provided by  TISSOT

3671 m.

LIQUI MOLY MOTORRAD GRAND PRIX DEUTSCHLAND

Practice Nr. 3

Best Partial Times

Moto2™

IT Ideal Lap Time, sum of the best partial times

BT Best Lap Time


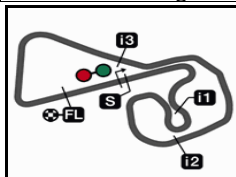
T1		T2		T3		T4				IT	BT	
Pos	Rider	Time	Rider	Time	Rider	Time	Rider	Time	Pos	Rider	IT	BT
1	F.ALDEGUER	20.929	A.LOPEZ	27.048	S.LOWES	21.915	F.ALDEGUER	24.138	1	A.LOPEZ	1'34.128	1'34.449 (1)
2	A.LOPEZ	20.948	A.CANET	27.157	A.LOPEZ	21.962	A.LOPEZ	24.170	2	F.ALDEGUER	1'34.311	1'34.635 (2)
3	P.ACOSTA	21.024	Z.VD GOORBER	27.210	F.ALDEGUER	21.986	F.SALAC	24.240	3	S.LOWES	1'34.963	1'35.297 (6)
4	Z.VD GOORBER	21.033	F.ALDEGUER	27.258	P.ACOSTA	22.262	S.LOWES	24.254	4	F.SALAC	1'34.994	1'35.309 (7)
5	S.KELLY	21.086	J.ROBERTS	27.284	D.BINDER	22.293	J.DIXON	24.254	5	P.ACOSTA	1'35.009	1'35.197 (4)
6	F.SALAC	21.087	F.SALAC	27.287	J.ROBERTS	22.304	P.ACOSTA	24.274	6	J.DIXON	1'35.096	1'35.285 (5)
7	J.DIXON	21.125	J.DIXON	27.288	T.ARBOLINO	22.326	B.BALTUS	24.397	7	Z.VD GOORBE	1'35.132	1'35.132 (3)
8	A.CANET	21.140	B.BALTUS	27.351	A.OGURA	22.344	Z.VD GOORBER	24.399	8	B.BALTUS	1'35.312	1'35.425 (8)
9	T.ARBOLINO	21.142	T.ARBOLINO	27.414	B.BALTUS	22.361	C.TATAY	24.499	9	T.ARBOLINO	1'35.483	1'35.945 (13)
10	S.LOWES	21.186	P.ACOSTA	27.449	A.ARENAS	22.367	I.GUEVARA	24.509	10	A.CANET	1'35.484	1'35.579 (10)
11	B.BALTUS	21.203	S.KELLY	27.519	F.SALAC	22.380	S.KELLY	24.551	11	J.ROBERTS	1'35.487	1'35.551 (9)
12	J.ROBERTS	21.207	D.BINDER	27.596	J.DIXON	22.429	S.GARCIA	24.551	12	D.BINDER	1'35.708	1'35.725 (11)
13	A.ARENAS	21.241	S.LOWES	27.608	A.CANET	22.458	D.BINDER	24.575	13	S.KELLY	1'35.792	1'35.792 (12)
14	D.BINDER	21.244	M.RAMIREZ	27.675	Z.VD GOORBER	22.490	T.ARBOLINO	24.601	14	A.ARENAS	1'36.105	1'36.375 (14)
15	S.CHANTRA	21.370	C.TATAY	27.711	I.GUEVARA	22.567	C.VIETTI	24.634	15	C.TATAY	1'36.260	1'36.502 (15)
16	K.DANIEL	21.379	J.ALCOBA	27.751	C.TATAY	22.612	A.OGURA	24.673	16	A.OGURA	1'36.519	1'36.784 (16)
17	B.BENDSNEYDE	21.413	A.ARENAS	27.770	M.RAMIREZ	22.620	J.ROBERTS	24.692	17	I.GUEVARA	1'36.619	1'36.904 (17)
18	C.VIETTI	21.427	L.TULOVIC	27.785	L.TULOVIC	22.628	A.ARENAS	24.727	18	J.ALCOBA	1'36.851	1'37.003 (19)
19	C.TATAY	21.438	B.BENDSNEYDE	27.813	S.KELLY	22.636	A.CANET	24.729	19	M.RAMIREZ	1'36.929	1'36.929 (18)
20	S.GARCIA	21.467	C.VIETTI	27.983	J.ALCOBA	22.687	S.CHANTRA	24.763	20	S.GARCIA	1'36.959	1'37.083 (20)
21	I.GUEVARA	21.468	A.OGURA	27.997	L.DALLA PORTA	22.783	T.HADA	24.853	21	C.VIETTI	1'37.025	1'37.253 (22)
22	J.ALCOBA	21.477	I.GUEVARA	28.075	K.DANIEL	22.794	M.RAMIREZ	24.868	22	L.TULOVIC	1'37.115	1'37.318 (24)
23	O.GURA	21.505	K.DANIEL	28.093	S.GARCIA	22.800	K.DANIEL	24.893	23	K.DANIEL	1'37.159	1'37.297 (23)
24	T.HADA	21.578	T.HADA	28.133	S.CHANTRA	22.835	L.DALLA PORTA	24.931	24	S.CHANTRA	1'37.235	1'37.235 (21)

These data/results cannot be reproduced, stored and/or transmitted in whole or in part by any manner of electronic, mechanical, photocopying, recording, broadcasting or otherwise now known or herein after developed without the previous express consent by the copyright owner, except for reproduction in daily press and regular printed publications on sale to the public within 60 days of the event related to those data/results and always provided that copyright symbol appears together as follows below.
© DORNA, 2023

Official MotoGP Timing by TISSOT
www.motogp.com



Sachsenring

Results and timing service provided by  TISSOT

3671 m.

LIQUI MOLY MOTORRAD GRAND PRIX DEUTSCHLAND

Practice Nr. 3

Best Partial Times

Moto2™

IT Ideal Lap Time, sum of the best partial times

BT Best Lap Time


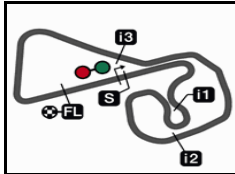
T1		T2		T3		T4				IT	BT	
Pos	Rider	Time	Rider	Time	Rider	Time	Rider	Time	Pos	Rider	IT	BT
25	L.DALLA PORTA	21.638	S.GARCIA	28.141	T.HADA	22.860	J.ALCOBA	24.936	25	T.HADA	1'37.424	1'37.424 (25)
26	L.TULOVIC	21.705	S.CHANTRA	28.267	C.VIETTI	22.981	L.TULOVIC	24.997	26	L.DALLA PORTA	1'37.733	1'38.060 (27)
27	M.RAMIREZ	21.766	L.DALLA PORTA	28.381	M.GONZALEZ	23.091	D.FOGGIA	25.101	27	B.BENDSNEY	1'37.759	1'37.949 (26)
28	M.GONZALEZ	21.768	M.GONZALEZ	28.493	B.BENDSNEYDE	23.291	M.GONZALEZ	25.151	28	M.GONZALEZ	1'38.503	1'38.503 (28)
29	D.FOGGIA	21.983	D.FOGGIA	28.901	D.FOGGIA	23.484	B.BENDSNEYDE	25.242	29	D.FOGGIA	1'39.469	(-1)

These data/results cannot be reproduced, stored and/or transmitted in whole or in part by any manner of electronic, mechanical, photocopying, recording, broadcasting or otherwise now known or herein after developed without the previous express consent by the copyright owner, except for reproduction in daily press and regular printed publications on sale to the public within 60 days of the event related to those data/results and always provided that copyright symbol appears together as follows below.
© DORNA, 2023


Official MotoGP Timing by TISSOT
www.motogp.com



Sachsenring

Results and timing service provided by **Moto2™****LIQUI MOLY MOTORRAD GRAND PRIX DEUTSCHLAND****Practice Nr. 3****Fastest Laps Sequence**

3671 m.

<i>Practice Time</i>	 <i>Rider</i>	<i>Nation</i>	<i>Motorcycle</i>	<i>Time</i>	<i>Km/h</i>	<i>Rider's Lap</i>
3'48.400	12 Filip SALAC	CZE	KALEX	1'41.823	129.7	2
5'09.202	37 Pedro ACOSTA	SPA	KALEX	1'41.795	129.8	2
5'11.279	16 Joe ROBERTS	USA	KALEX	1'39.561	132.7	2
6'27.364	22 Sam LOWES	GBR	KALEX	1'39.348	133.0	3
6'49.401	16 Joe ROBERTS	USA	KALEX	1'38.122	134.6	3
8'26.603	37 Pedro ACOSTA	SPA	KALEX	1'37.846	135.0	4
8'26.958	16 Joe ROBERTS	USA	KALEX	1'37.557	135.4	4
10'04.056	37 Pedro ACOSTA	SPA	KALEX	1'37.453	135.6	5
10'04.926	15 Darryn BINDER	RSA	KALEX	1'37.056	136.1	5
11'40.536	37 Pedro ACOSTA	SPA	KALEX	1'36.480	136.9	6
11'40.836	16 Joe ROBERTS	USA	KALEX	1'36.368	137.1	6
14'52.979	37 Pedro ACOSTA	SPA	KALEX	1'35.712	138.0	8
16'34.731	21 Alonso LOPEZ	SPA	BOSCOSCURO	1'35.586	138.2	6
19'25.171	22 Sam LOWES	GBR	KALEX	1'35.327	138.6	11
21'23.066	21 Alonso LOPEZ	SPA	BOSCOSCURO	1'35.196	138.8	9
22'42.270	84 Zonta VD GOORBERGH	NED	KALEX	1'35.132	138.9	13
24'40.595	21 Alonso LOPEZ	SPA	BOSCOSCURO	1'35.093	138.9	11
26'26.919	54 Fermin ALDEGUER	SPA	BOSCOSCURO	1'35.001	139.1	14
28'01.554	54 Fermin ALDEGUER	SPA	BOSCOSCURO	1'34.635	139.6	15
31'03.346	21 Alonso LOPEZ	SPA	BOSCOSCURO	1'34.449	139.9	15

These data/results cannot be reproduced, stored and/or transmitted in whole or in part by any manner of electronic, mechanical, photocopying, recording, broadcasting or otherwise now known or herein after developed without the previous express consent by the copyright owner, except for reproduction in daily press and regular printed publications on sale to the public within 60 days of the event related to those data/results and always provided that copyright symbol appears together as follows below.

© DORNA, 2023

Official MotoGP Timing by TISSOT
www.motogp.com

Sachsenring, Saturday, June 17, 2023